



Solarpool Site Report

Report Name 11 de Septiembre 1061
Report Date 6/26/2010 9:25:34 AM
Declination -7d 59m
Location Lat/Long specified
Lat/Long -34.34 / -58.26
Weather Station BUENOS AIRES, , Elevation: 20 Meters, (-34.817/-58.533)
Site Distance 59 Kilometers

Report Type Ecological

Array Type Fixed Angle
Tilt Angle 0.00 deg
Ideal Tilt Angle 34.34 deg
Azimuth 0.00 deg
Ideal Azimuth 0.00 deg

Layout Configuration Custom
Layout Point Count 3

Notes: Analisis Piscina



Solarpool System Picture Layout

Layout Type
Layout Point Count

Custom
3





Solarpool Summary Report

Solar Obstruction Data

Month	Actual Unshaded Solar Radiation Azimuth=0.0 Tilt=0.0 KWH/m ² /day	Actual Shaded Solar Radiation Azimuth=0.0 Tilt=0.0 KWH/m ² /day
January	6.81	5.03
February	6.06	3.32
March	4.84	2.72
April	3.58	1.44
May	2.55	0.65
June	2.06	0.34
July	2.27	0.46
August	2.99	1.10
September	4.20	2.28
October	5.27	3.06
November	6.52	4.52
December	6.77	5.15
Totals	53.94	36.41
	Effect: 88.84%	Effect: 49.52%
	Sun Hrs: 4.49	Sun Hrs: 2.51

Notes: Analisis Piscina



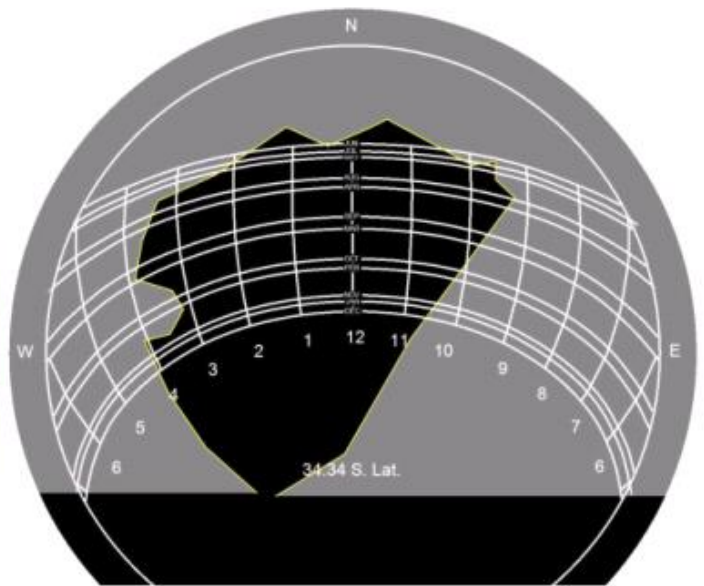

Solarpool Solar Site Analysis Report

Image File DSC05403.JPG

Solar Obstruction Data

Month	Actual Unshaded Solar Radiation Azimuth=0.0 Tilt=0.0 KWH/m ² /day	Actual Shaded Solar Radiation Azimuth=0.0 Tilt=0.0 KWH/m ² /day
January	6.81	4.38
February	6.06	3.60
March	4.84	3.64
April	3.58	2.87
May	2.55	1.71
June	2.06	1.02
July	2.27	1.39
August	2.99	2.47
September	4.20	3.29
October	5.27	3.42
November	6.52	4.31
December	6.77	4.31
Totals	53.94	36.41
	Effect: 88.84%	Effect: 59.97%
	Sun Hrs: 4.50	Sun Hrs: 3.03

Notes: [None]





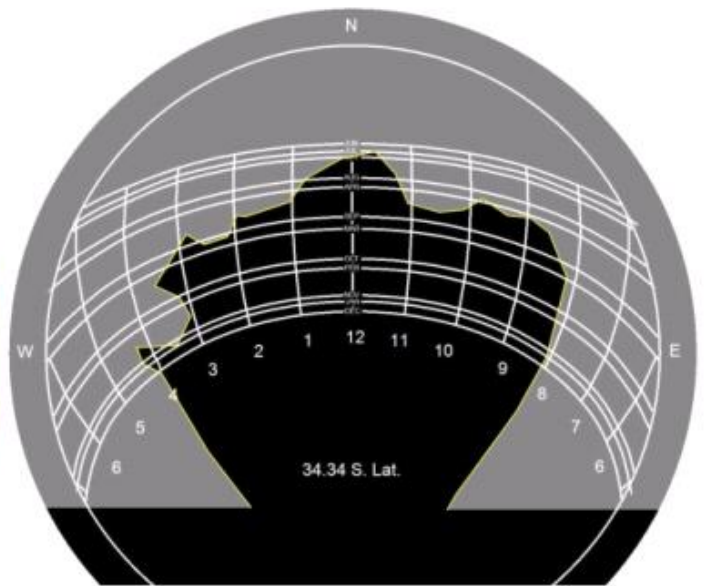

Solarpool Solar Site Analysis Report

Image File DSC05400.JPG

Solar Obstruction Data

Month	Actual Unshaded Solar Radiation Azimuth=0.0 Tilt=0.0 KWH/m ² /day	Actual Shaded Solar Radiation Azimuth=0.0 Tilt=0.0 KWH/m ² /day
January	6.81	5.66
February	6.06	4.33
March	4.84	3.81
April	3.58	1.01
May	2.55	0.25
June	2.06	0.00
July	2.27	0.00
August	2.99	0.70
September	4.20	3.05
October	5.27	4.15
November	6.52	5.42
December	6.77	5.58
Totals	53.94	33.97
	Effect: 88.84%	Effect: 55.94%
	Sun Hrs: 4.50	Sun Hrs: 2.83

Notes: escalera





Solarpool Solar Site Analysis Report

Image File DSC05402.JPG

Solar Obstruction Data

Month	Actual Unshaded Solar Radiation Azimuth=0.0 Tilt=0.0 KWH/m ² /day	Actual Shaded Solar Radiation Azimuth=0.0 Tilt=0.0 KWH/m ² /day
January	6.81	5.05
February	6.06	2.03
March	4.84	0.71
April	3.58	0.43
May	2.55	0.00
June	2.06	0.00
July	2.27	0.00
August	2.99	0.13
September	4.20	0.49
October	5.27	1.62
November	6.52	3.82
December	6.77	5.55
Totals	53.94	19.83
	Effect: 88.84%	Effect: 32.66%
	Sun Hrs: 4.50	Sun Hrs: 1.65

Notes: [None]

